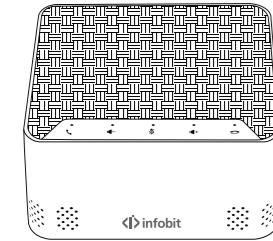


infobit

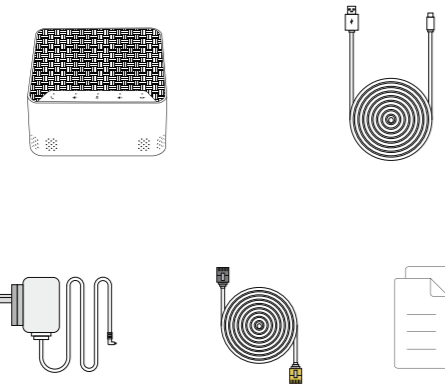
User Guide



Conference Speakerphone

www.infobitav.com info@infobitav.com

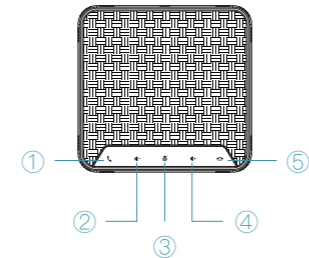
Package Contents



*The type of power plug varies by region.

www.infobitav.com 2 info@infobitav.com

Speakerphone Overview

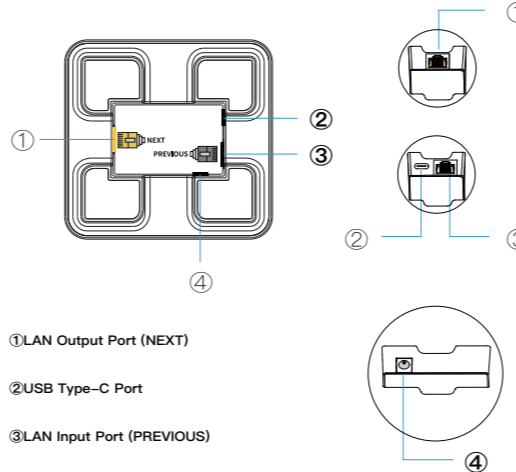


- ① Answer Call Microphone
- ② Volume Down
- ③ Mute

*The Answer call button and End/Reject call button are meeting platforms dependent.

www.infobitav.com 3 info@infobitav.com

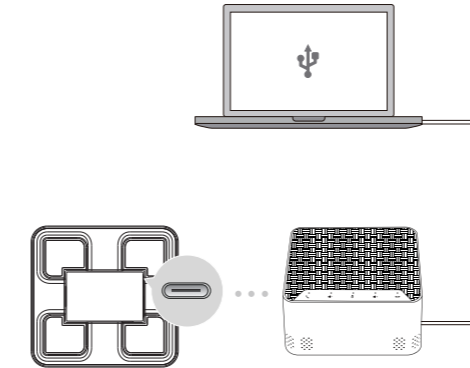
Bottom View



- ① LAN Output Port (NEXT)
- ② USB Type-C Port
- ③ LAN Input Port (PREVIOUS)
- ④ DC Power Input Jack

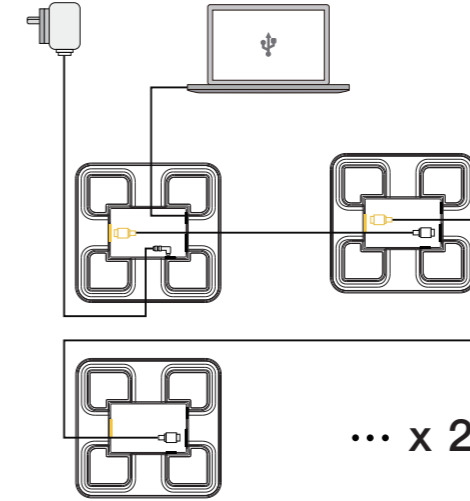
www.infobitav.com 4 info@infobitav.com

Single Device Use



www.infobitav.com 5 info@infobitav.com

Daisy Chain Mode



www.infobitav.com 6 info@infobitav.com

Warning

1. In cascading mode, please use the provided cable to charge the device.
2. Unauthorized dismantlement and strong impact may damage the device.
3. Keep the device away from high-temperature environments, heat sources, strong magnetic field, or electric fields.
4. Please be aware constant high-volume sounds can be harmful to human hearing.

Specification

Dimensions	120mm(L)*120mm(W)*64mm(H)
External Power Supply	DC 48V/0.6A or USB 5V/0.5A
Speaker Effective Frequency Range	217Hz-20kHz
Rated Output	4Q/3W
Connection Mode	USB2.0 Type-C
Microphone Type	8-element Directional Microphone Array

www.infobitav.com 7 info@infobitav.com

infobit
www.infobitav.com
info@infobitav.com