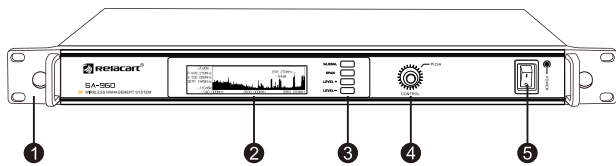


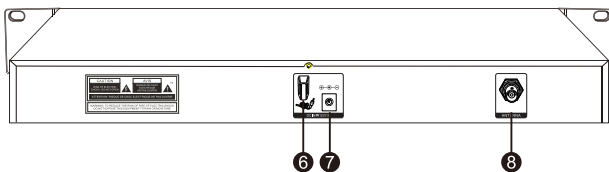
SA-960 is a spectrum analyzer specially developed for wireless frequency management. The frequency is visualized and controllable, creating a stable wireless working environment for the scene.

The ultra-wideband scheme is adopted, and the frequency scan is up to 960MHz, the on-site interference frequency is clear.

Function Introduction



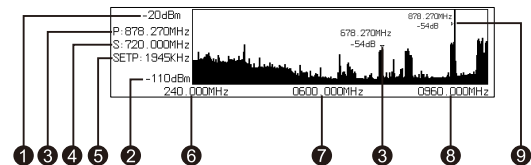
- ① Rack mount holder: Fixed installation.
- ② Display: Display monitoring status, radio frequency graphics and signal strength.
- ③ Data display navigation setting button:
 GLOBAL: Set to full frequency scan, scan frequency range: 240-960MHz.
 SPAN: Frequency range, press the SPAN key once to adjust the scan frequency range through the encoder, and press the SPAN key continuously to increase the scan range in 50MHz steps within the preset range of the system. (Press the "SPAN" key and the font turns red to operate this function)
- LEVEL +: The level display overall upward (the maximum display level amplitude is 90dB, the maximum setting range: +10~-110dB)
- LEVEL -: The level display overall downward (the maximum display level amplitude is 90dB, the maximum setting range: +10~-110dB)
- ④ Function operation knob (encoder):
 Control: Turn the encoder screen clockwise/ counterclockwise to display a cursor, and you can see the frequency at the current cursor position.
- ⑤ PUSH: Confirm the setting, press "Encoder" to set the current cursor position as the center frequency. Power switch POWER. (With indicator light)



- ⑥ Anti-pull device: used to fix the connecting cable of the external power adapter.
- ⑦ DC IN 12V/1A: DC power input socket, connected to the power adapter.
- ⑧ ANTENNA: Antenna interface, which can be connected to the antenna directly.

Caution: It might cause electric shock when opening the case of the antenna divider. The reparation must be done under skillful reparation specialist with specific knowledge. The device must be kept away from rain and moist environment. The internal electric circuits have been precisely adjusted to reach the best using performance and strictly match the working regulations. Please do not try to open the case, or the warranty will be lost and might cause bad operations.

Display overview



- ① The highest point of the peak level.
- ② The lowest point of the peak level.
- ③ PEAK frequency value.
- ④ SPAN: Current frequency bandwidth value.
- ⑤ SETP: Each step frequency display.
- ⑥ Start frequency display.
- ⑦ Center frequency display.
- ⑧ End frequency display.
- ⑨ Move the cursor and display the current frequency and level of the cursor.

Specification

Frequency detection range:	240-960MHz
Step frequency:	1-720MHz
Amplitude range:	+10~-110dBm
Interface:	BNC
Power supply:	DC 12V /1000mA
Main Frame Size:	EIA standard 1U
Dimensions (mm):	410(W) x 206(D) x 43(H)
Weight:	about 2Kg