


SCANSONIC
HIFI LOUDSPEAKERS



02 OWNER'S MANUAL
03 ILLUSTRATIONS
04 LIMITED WARRANTY



Owner's manual

Introduction

Thank you for choosing Scansonic loudspeakers, we hope they will bring you many years of enjoyment.

Please read this manual fully before unpacking and installing the product.

Carton contents

We have during production and packing carefully checked and inspected these loudspeakers.

After unpacking please check for any damage from transport. We recommend that you keep the original cartonbox and packing material for any future shipping.

In the cartonbox you will find:

- 1 Bracket for flat wall mounting
- 8 Self-adhesive rubber pads.

Loudspeaker installation

Brackets are enclosed and horizontal or vertical wall mounting is optional and offers opportunity for optimising the sound to your room.

If you place the loudspeakers on a shelf or furniture unit, the enclosed adhesive pads may be attached under the cabinet and will protect from unwanted resonances and from scratches.

Loudspeaker positioning

Variations in placement of your loudspeakers can produce dramatic differences in the way music sounds. No listening rooms are the same and therefore we encourage you to spend some time experimenting with which placements work best in your listening room. Trust your ears and be willing to experiment freely. You can start with our basic recommendations.

To begin with, the centre loudspeaker should be positioned horizontal directly under your TV.

Home Theatre Systems

Scansonic S4 can be used as centre channel in a surround sound home theatre system.

Positioning the centre loudspeaker close to your TV will create the best sound image in scale with the visual image.

If Scansonic S4 are to be used for reproducing the surround channels in a multi channel home theatre system, we suggest you place them as illustrated in Figures 2 to 5 depending on the number of channels.

Magnetic interference

Scansonic S6 tweeter and woofer drive units are magnetically shielded ensuring that the magnetic field outside the cabinet, except the front, is too low to cause distortion of the TV picture, and you can place the loudspeakers as close to the TV screen as possible without causing visual interference or electro-magnetic interference with the TV.

Because of the higher magnetic field in front of the loudspeakers, all magnetically sensitive articles (audio and video tapes, computer discs etc) should be kept at least 0,3 metre away from the front of the loudspeaker.

Connecting your loudspeakers

We recommend that you read the manual of your amplifier or av-receiver carefully before connecting your loudspeaker.

Please switch off all equipment when connecting your loudspeaker.

The binding posts on the terminal accepts wire up to Ø 4mm or cables with bananaplugs.

Make sure that positive terminal binding posts on the speaker (marked + and coloured red) are connected to the positive output terminal binding posts on the amplifier and that the negative terminals on the speaker (marked – and coloured black) are connected to the negative output terminal on the amplifier. See fig 5.

You are now ready to enjoy your Scansonic S6 loudspeaker...!

Running-in period

We recommend a running-in time of your new Scansonic S6 loudspeakers of approximately 15-20 hours at normal listening level before you decide on the final positioning of the loudspeakers. During the running-in time the drive units will settle in and perform as intended.

Care and cleaning

We don't recommend use of any solvents or cleaners on Scansonic S6 lacquered cabinets, the cabinet surface usually only requires dusting or cleaning with a damp soft cloth (only use cold clean water).

The grille fabric may be cleaned with a normal clothes brush or vacuumed carefully with the grille detached from the cabinet.

Avoid touching the drive units, especially the tweeter, as damage may result.

Environmental information

Scansonic S6 loudspeakers comply with international directives on the Restriction of Hazardous Substances (RoHS) in electrical and electronic equipment and the disposal of Waste Electrical and Electronic Equipment (WEEE) - the crossed bin symbol indicates compliance and that the products must be appropriately recycled or processed in accordance with these directives.

fig. 1 stereo

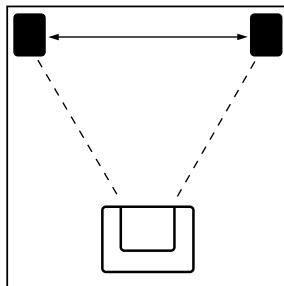


fig. 2 surround 5.1

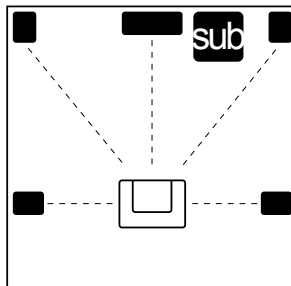


fig. 3 surround 6.1

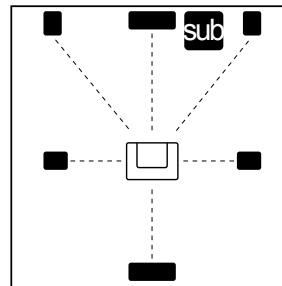


fig. 4 surround 7.1

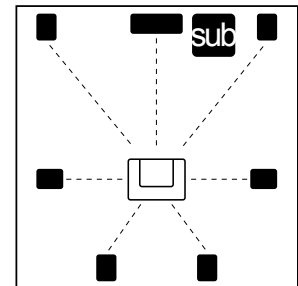
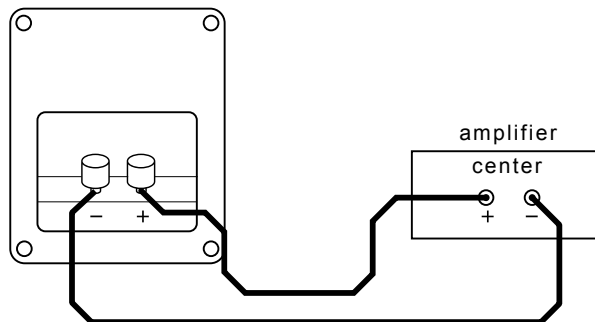


fig. 5 amplifier & terminal





Limited Warranty

Dear Customer,

This product has been designed and manufactured to the highest quality standards, however if something goes wrong with this product, Scansonic and the country distributor warrants free replacement parts or repair by the official Scansonic distributor.

This limited warranty is valid for the original owner for a period of two years from the date of purchase, it is not transferable.

What is covered by the limited warranty:

- The limited warranty covers all production and material defects of the product, except for the damages stated below.

What is not covered by the limited warranty:

- Damages caused by packing and transport
- Defects caused by accidents, misuse, normal wear and tear, mis-maintenance, voltage variation and overloading.
- Damages caused by incorrect installation or operation
- Damages caused by modification or repair by a nonauthorised service centre and use of non-original spare parts
- Other damages due to conditions beyond the supplier's control such as fire, rain, stroke of lightning, war and other force majeure events

How to claim parts or repair under warranty:

To have your product serviced under warranty, you must contact the dealer from where you bought the product.

You will need to produce this warranty booklet completed and stamped by your dealer on the date of purchase. Alternatively, you will need the original sales invoice or other proof of ownership and date of purchase.

The supplier is liable only to repair or replace defective parts or products and the supplier is not responsible for indirect losses or damages arising from the use of the product.

Transportation costs for servicing are not covered by the warranty.

A service repair or replacement cannot exceed the value of the product under warranty, in no event shall the supplier be responsible or liable for special, incidental, consequential or indirect damages.

Dealer name and stamp:

Date of purchase:
